



Ventilators Axial




Model:	1320 	1420
Power:	Electric - 1/6 HP 120 VAC, 1.4 Amps	Electric - 1/4 HP 12 VDC, 15 Amps
Certifications:	CSA, CEESI	CEESI
Dimensions: (L x W x H)	12"L x 8.5"W x 12.5"H (30.5 x 21.5 x 31.7 cm)	12"L x 8.5"W x 12.5"H (30.5 x 21.5 x 31.7 cm)
Weight:	15 lbs. (6.8 kg)	17 lbs. (7.7 kg)
Free Air (certified):	809 cfm (22.9 cmm)	719 cfm (20.3 cmm)
w/ one 90° bend:	617 cfm (17.4 cmm)	502 cfm (13.5 cmm)
w/ two 90° bends:	505 cfm (14.3 cmm)	425 cfm 13.5 cmm)




Model:	1325P 	1400P
Power:	Electric - 1/3 HP, 120 VAC, 3 Amps	Electric - 1/4 HP, 12 VDC, 15 Amps
Certifications:	CSA, CEESI	CEESI
Dimensions: (L x W x H)	18"L x 14"W x 15"H (35.5 x 38 x 45.7 cm)	18"L x 14" W x 15"H (35.5 x 38 x 45.7 cm)
Weight:	17 lbs. (7.7 kg)	17 lbs. (7.7 kg)
Free Air (certified):	921 cfm (26.1 cmm)	814 cfm (23 cmm)
w/ one 90° bend:	575 cfm (16.2 cmm)	478 cfm 13.5 cmm)
w/ two 90° bends:	546 cfm (15.4 cmm)	479 cfm (13.5 cmm)




Model:	1325D 	1400D
Power:	Electric - 1/3 HP, 120 VAC, 3 Amps	Electric - 1/4 HP, 12 VDC, 15 Amps
Certifications:	CSA, CEESI	CEESI
Dimensions: (L x W x H)	14.5"L x 13"W x 14.5"H (36.8 x 33 x 36.8 cm)	14.5"L x 13"W x 14.5"H (36.8 x 33 x 36.8 cm)
Weight:	19.5 lbs. (8.8 kg)	16.5 lbs. (7.5 kg)
Free Air (certified):	1075 cfm (30.4 cmm)	922 cfm (26.1 cmm)
w/ one 90° bend:	668 cfm (18.9 cmm)	541 cfm (15.3 cmm)
w/ two 90° bends:	585 cfm (16.5 cmm)	518 cfm (14.6 cmm)



Model:	1375D & 1385D 	1475D & 1485D
Power:	Electric - 1/3 HP, 120 VAC, 3 Amps	Electric - 1/4 HP, 12 VDC, 15 Amps
Certifications:	CSA, CEESI,	CEESI
Dimensions: (L x W x H)	37"L x 13"W x 14.5"H (94 x 33 x 36.8 cm)	37"L x 13"W x 14.5"H (94 x 33 x 36.8 cm)
Weight:	40 lbs. (18 kg)	40 lbs. (18 kg)
Certified Air Flow:	(15' hose) / (25' hose)	(15' hose) / (25' hose)
one 90° bend: (cmm)	668 cfm (18.9) / 588 cfm (16.6)	541 cfm (15.3) / 492 cfm (13.9)
two 90° bends: (cmm)	585 cfm (16.5) / 553 cfm (15.6)	518 cfm (14.6) / 490 cfm (13.8)



Model:	1375P & 1385P 	1475P & 1485P
Power:	Electric - 1/3 HP, 120 VAC, 3 Amps	Electric - 1/4 HP, 12 VDC, 15 Amps
Certifications:	CSA, CEESI,	CEESI
Dimensions: (L x W x H)	37"L x 13"W x 14.5"H (94 x 33 x 36.8 cm)	37"L x 13"W x 14.5"H (94 x 33 x 36.8 cm)
Weight:	40 lbs. (18 kg)	40 lbs. (18 kg)
Certified Air Flow:	(15' hose) / (25' hose)	(15' hose) / (25' hose)
one 90° bend: (cmm)	668 cfm (18.9) / 588 cfm (16.6)	541 cfm (15.3) / 492 cfm (13.9)
two 90° bends: (cmm)	585 cfm (16.5) / 553 cfm (15.6)	518 cfm (14.6) / 490 cfm (13.8)